


DELTA D

Automatic Rising Blade Saw Profile Slicing Machine with Drilling Option \varnothing 500 mm

NEW



Features

Used for slicing and flat cutting processes of aluminum, plastic and wooden profiles.

- Wide profile cutting with \varnothing 500 mm saw blade
- Servo driven automatic profile feeding and batch slicing process
- Automatic clamping system
- Cutting speed adjustment
- Digital adjustment of the saw blade travel distance based on the profile
- Secure cutting by the cover equipped with a safety sensor
- Touchscreen control panel
- Process programming and large memory
- Conveyor carrying capacity of 500 kg
- Standard Conveyor Length is 4m
- Manual Cutting Speed Adjustment
- 0.2 mm cutting accuracy
- Minimum Cutting Dimension is 5 mm.
- 270 mm waste length

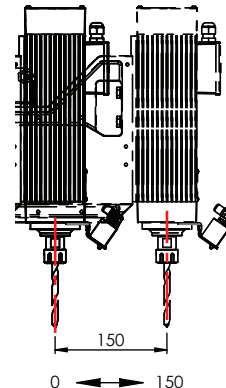
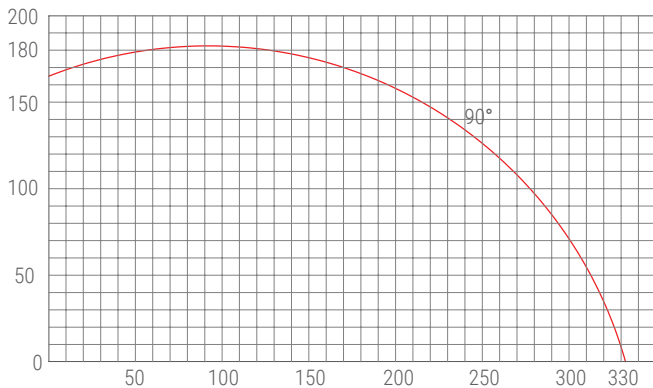
Standard Equipments

- \varnothing 500 mm saw blade
- Cooling system

Optional Equipments

- Drilling
- Tapping

Main Motor				Drilling option				Optional tapping				Saw Blade				Air		Dimensions					
HP kW	n	Hz	I (400 V)	kW	n	I (230 V)	kW	n	Hz	I (220 V)	Tool Holder	kW	n	I (220 V)	Tool Holder	Tapping Capacity	\varnothing D	\varnothing d	s	n	Air Pressure	Air Consumption	I x w x h (mm)
5,5 4	3000 r.p.m	50 60	8 A	0,8	3000 r.p.m	4,83 A	2,2	6000 r.p.m	200	5,7 A	ER 25	0,8	3000 r.p.m	4,83 A	ER 16	M10 (Max.)	500 mm	30-32 mm	4 mm	2347 r.p.m	6 - 8 bar	40 L / dk.	6630 x 1340 x 1440 735 kg



Drilling option