

MACHINE MODEL

CUBO 300 NC BOX

Numerical control automatic sawing machine

Short description

CUBO 300 NC is the new IMET automatic sawing machine, part of the innovative CUBO series, products designed to optimize the user-experience and guarantee the operator's safety thanks to the barriers placed on the 4 sides of the machine. The 300 NC is equipped with numerical control, touch screen display and manual arc rotation and automatic integrated feeder.



Cutting capacity at 0°	Tondo: 255mm - Quadrato: 230mm - Rettangolo: 300x180mm
Cutting capacity at 45°	Tondo: 210mm - Quadrato: 190mm - Rettangolo: 200x160mm
Cutting capacity at 60°	Tondo: 135mm - Quadrato: 110mm - Rettangolo: 130x100mm
Cutting capacity at 0° for solids	180 mm
Bundle cutting capacity	Max. 250x130mm - Min.90x10mm
Blade motor	1.5kW
Blade speed	18-100 m/min
Blade dimensions	2765x27x0.9mm
Run of the feedere carriage	515mm
Feeder carriage motor	0.75mm
Min.Length. cuttable in automatic cycle	15mm
Hydraulic power unit tank capacity	20l
Coolant tank capacity	100l
Work surface height	870mm
Weight	1000kg
Dimensions	2030x1830x1830mm

Features



CUBO Series

CUBO is the line of automatic saws developed to optimize the user experience thanks to the introduction of various stylistic and functional innovations. Ease of use and safety for the operator during the cutting make it the ideal work tool for any environment.



Touch screen display

Through the 7-inch touch screen display (with simple and intuitive graphics to optimize the user-experience it is possible to set and control all the machine parameters; the interface allows you to set up cutting projects with different quantities and lengths on the same bar and visualize any errors during the cutting process.



Numerical control

It allows to store up to 99 cutting programs by automatically calculating the thickness of the blade, total number of pieces to be cut, cutting length settings and running of the automatic cutting cycle.



Automatic material detection

CUBO 300 NC is equipped with an automatic material detection device to optimize the cutting process facilitating the approach to the material and adjusting the end cut by means of a microswitch.



Security and accessibility

CUBO 300 NC has an integrated protection system on the 4 sides of the machine to ensure maximum safety for the operator during the cutting process. The protection system does not prevent complete access to the internal parts of the machine for any maintenance needs.



Feeder carriage

The feeder carriage has a maximum stroke of 515mm. The sliding takes place on chromed bars with high precision of the positioning due to the incremental feeding on recirculating ball screw by self-braking electric motor and inverter.




Speed variator ESC

The versions of the numerically controlled CUBO (CUBO 300 NC and CUBO 300 NC FLAT) are equipped with an inverter speed variator as standard.



Blade cleaning brush

CUBO 300 NC mounts a motorized nylon blade cleaning brush for maximum efficiency during the cutting process.



Blade(Optional)

OPTIONAL

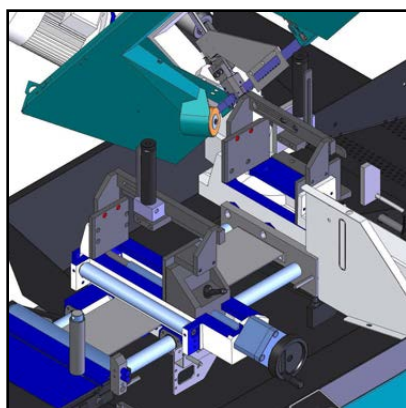
Bimetal blade (dimensions: 2765x27x0,9mm - Optional) easily replaceable. The CUBO 300 NC blade has a tension of 1700kg / cm², 1.5KW motor for maximum precision and reduction of cutting times.



Industry 4.0 ready - SAWFACTORY (Optional)

OPTIONAL

All CUBO Series automatic sawing machines can be connected to the company network via modem: the dedicated software SAWFACTORY is also available for teleservice, assistance, programming and remote management of the cutting process. The software allows you to transfer data and programs from the PC (where the program is created) to the machine via USB. Discover SAWFACTORY: <https://bit.ly/2RuxHuX>



Bundle cutting (Optional)

OPTIONAL

The CUBO automatic band saws in the BOX version can be used with the bundle cutting device. The bundle cut can only be used for 0° cutting. Single piece capacity with mounted device: 250x130mm max, 10mm min. Cutting capacity for bundle is: max 250x130mm, minimum 90x10mm. The device can be disassembled using the 2 screws on the fixed vice and the 2 on the carriage vice and disconnecting the hydraulic tubes using the quick couplings systems.



Motorized chip conveyor (Optional)

OPTIONAL

It's available for all the CUBO SERIES automatic bandsaw an optional motorized chip conveyor placed laterally (on the loading side) of the machine. The chip conveyor allows to optimize the machine efficiency by removing remainings and chips while cutting.



Minimal lubrication system (Optional)

OPTIONAL

It is possible to request for any type of machine the minimum lubrication which eliminates the dispersion of coolant typical in the use of emulsifiable oil, the duration of the blade is not compromised in any way.



Pressure reducer (Optional)

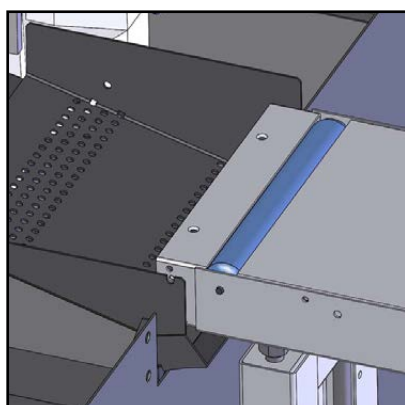
OPTIONAL

Available in kits of 2 pressure reducers for hydraulic vices.



Laser ray (Optional)

OPTIONAL



Connection for loading table (Optional)

OPTIONAL

Connection element for loading table for the loading side .



Loading / unloading roller table(Optional)

OPTIONAL

Roller table compatible for loading and unloading side. 1st element, length 2m, max. capacity 700kg.



Loading/unloading table (optional)

OPTIONAL


Following element for loading/unloading table , 2m long , maximum capacity 600kg.



Horizontal rollers (Optional)

OPTIONAL

Horizontal rollers for cutting more bars on the same row. Maximum capacity 250x100mm.



Containment vertical rollers (Optional)

OPTIONAL

Pair of containment vertical rollers 400 mm made in steel , max 2 pairs for each element : 2m long :to be used without rollers cover (only for RTS)