

MACHINE MODEL

BS 400 SHI

Semiautomatic pivotal bandsaw to cut steel

Short description

Imet semiautomatic pivotal bandsaw BS 400 SHI is the professional tool suitable for medium sized production of tubes and profiles for carpentry. It's able to cut up to 45° on the right and 60° on the left. The machine can be used in every working environment and workflow to cut steel (even with high resistance) and cast-iron materials.




Scan the video



Cutting capacity at 90°	Round: 310mm - Square: 280mm - Rectangular: 400x250mm
Cutting capacity at 45° left	Round: 280mm - Square: 270mm - Rectangular: 300x220mm
Cutting capacity at 45° right	Round: 280mm - Square: 270mm - Rectangular: 300x220mm
Cutting capacity at 60° left	Round: 210mm - Square: 200mm - Rectangular: 200x200mm
Cutting capacity with solid (C45)	250mm
Bundle cutting capacity	Max: 280x160mm - Min. 90x10mm
Blade size	4020x34x1.1mm
Blade speed	37/74 m/min
Blade speed with ESC	18-100 m/min
Blade power	1.5/2.2KW
Working table height lavoro	940mm
Weight	680Kg
Sizei	1530x1790x2240mm

Features



Working area

BS 400 SHI has a wide working area able to optimize the user workflow: the working table allows to have full support of the material and rotate together with the saw to avoid damages on its surface.



Material detect device

To ease the cutting process and increase the user-experience, the machine is equipped with a mechanic material detect device that automatically detect the material position and first cut point. End cut is processed with a microswitch.



Rigid sawframe

BS 400 SHI bow is made in steel with tubular section, 360mm pulleys while the blade is protected by metal sheet. A dedicated support piston allows to change the blade easily. The blade is 34 mm height with high tension (2000 kg/cm²) to reduce vibration, breakage and slow-downs while feeding inside the material.




End cut with canted blade

The machines uses an innovative system for the end cut with canted blade to reduce strain on the blade and increase cutting performances. The canted blade ease the process even on solid material, allowing to work on material sections and not on the full solid part.



Motoreducer

BS 400 SHI is equipped with a strong, powerful motoreducer made in cast-iron.



Hydraulic vice

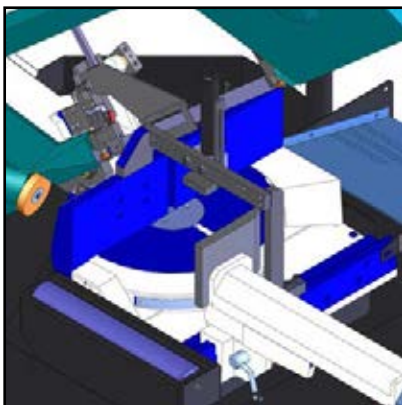
The vice is hydraulic with sliding guides on the blade with fast approach system.



Blade speed (Optional)

OPTIONAL

The ESC blade speed variator allows to increase speed range to work with a wide range of different material.



Bundle cutting (Optional)

OPTIONAL


BS 400 SHI can be used with an mechanic bundle cutting device to work with bundles. The bundle allows to cut only at 90°; in the case the user has to cut at a different angle, the device must be disassembled. Maximum cutting capacity is 280x160mm, minimum capacity is 90x10mm.



Vertical vice (Optional)

OPTIONAL

Unloading side vertical vice.



Synchronization between rollers and bow movement (Optional)

OPTIONAL

Synchronization system to optimize the process and the movement between roller table and bow.



Pressure reducer (Optional)

OPTIONAL

Dedicated to hydraulic vice.



Minimal lubrication device (Optional)

OPTIONAL

It is possible to request for any type of machine the minimum lubrication that eliminates the dispersion of typical coolant in the use of emulsifiable oil, the life of the blade does not come in any way affected.



Laser ray (Optional)

OPTIONAL

Laser ray to detect the cutting line.



Foot pedal (Optional)

OPTIONAL

Equipped with power supply and electric cable.



Connection for roller table (Optional)

OPTIONAL

Connection element for unloading side roller table with 2 rollers included.



Loading/unloading roller table (Optional)


OPTIONAL

Roller table suitable for both the loading and unloading side with free rolls. Complete with 2 foot, maximum loading capacity 700kg, 2m length. First element.




Loading/unloading roller table (Optional) OPTIONAL

Roller table suitable for both the loading and unloading side with free rolls. Complete with 1 foot, maximum loading capacity 700kg, 2m length. Second element.



Unloading table with metric rod and length stop (Optional) OPTIONAL

Unloading side roller table with metric rod and length stop complete with 2 foot, maximum capacity 700kg, 2m length. First element.



Unloading table with metric rod and length stop (Optional) OPTIONAL

Unloading side roller table with metric rod and length stop complete with 2 foot, maximum capacity 700kg, 2m length. Second element.



Unloading table with digital reading (Optional) OPTIONAL


Unloading table with digital reading and manual positioning. Availability: - measurement length 2m, max capacity 700 kg - measurement length 4m, max capacity 1300 kg - measurement length 6m, max capacity 1900 kg



Unloading table with motorized length stop (Optional)

OPTIONAL

Unloading table with motorized length stop and selection of the lengths by means of a keyboard Availability : -measurement 3m capacity 1300kg; -measurement 6m capacity 1900kg -measurement 9m capacity 2700kg



Unloading table with digital reading (Optional)

OPTIONAL

Unloading roller table with digital reading and manual positioning. Available: -3m measurement length with 3 foot and 3000kg maximum capacity; -6m measurement length with 5 foot and 6000kg maximum capacity; -9m measurement length with 7 foot and 9000kg maximum capacity;



Vertical rollers (Optional)

OPTIONAL

Pair of vertical containment rollers made in steel for RTS roller table.